





**Example1:** Set internal clock current time 4:30pm. eXtel is on extension 202

|   |   |            |                |              |        |
|---|---|------------|----------------|--------------|--------|
|  |  | 202        | *1234*         | 80 #         | 1630 # |
|   | Dial ext.   | Admin code | Operation code | Current time |        |

**Example2:** Set dialled ext. 201 on eXtel button press. eXtel is on extension 202

|   |   |            |                |           |       |
|---|---|------------|----------------|-----------|-------|
|  |  | 202        | *1234*         | 71#       | 201 # |
|   | Dial ext.   | Admin code | Operation code | extension |       |

**Open Door** – answer phone and press **0** .

**Mic. Volume** – answer phone and press **4** – 4 volume modes.

**Spk Volume** – answer phone and press **6** – 4 volume modes.

**Initiate a call to the Panel** – lift handset and dial the panel extension.

## Connection and operation guide

# eXtel

Extension Door Phone

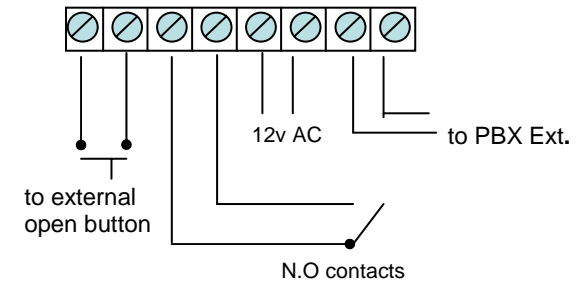
---

## Programming

Program from any extension of the PBX. Dial the panel , on panel reply press:  
 \* admin code \* operation code # value # . Default admin code is 1234

| Operation description  | code | Default value | Program sequence of panel<br>connected to extension 202<br>→ → → |
|--|------|---------------|--|
| Change admin code  | 00   | 1234          | 202 *1234* 00 # ???? #   |
| Dialled extension  | 71   | 0             | 202 * 1234* 71 # ??? #   |
| Dialled extension (night mode)                               | 72   | 0             | 202 * 1234* 72 # ??? #   |
| N.O relay active duration (s)                                | 73   | 04            | 202 * 1234* 73 # ?? #  |
| Activation delay of relay<br>when external button<br>pressed | 74   | 01            | 202 * 1234* 74 # ?? #  |
| Limit talk time with eXtel (s)                               | 76   | 60            | 202 * 1234* 76 # ?? #  |
| Set internal clock time<br>(24 hour format 1600 = 4pm )      | 80   | off           | 202 * 1234* 80 # ???? #  |
| Define night mode time<br>(start time * end time)            | 81   | off           | 202 * 1234* 81 # ?????*???? #                                    |
| Reset all (less admin code)                                  | 91   |               | 202 * 1234* 91 # 99 #  |
| Reset admin code   |      |               | 202 * 4848* power off & on                                       |
| Activate night/day mode                                      |      | off           | 202 * 1 *  |
| Cancel night/day mode  |      | off           | 202 * 2 *  |

## Connection to Board



## Name change

Remove screw as shown and remove black plastic cover.



## Electric lock connection

